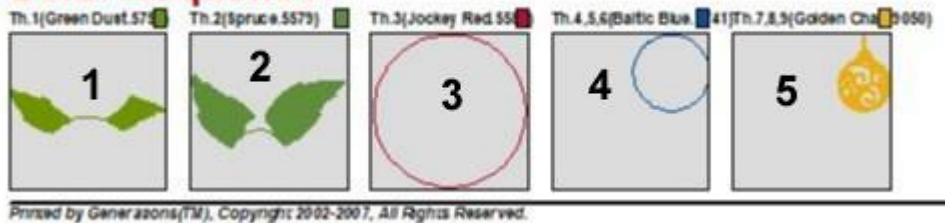


# Applique-Christmas-Ornaments-4x4-DAH-NLS

## Instructions

The following Color Sequence Charts show the various color changes of each of the six designs. File name will be used to explain the procedure for sewing the applique design. All six if the designs are sewn in the same manner. The key to applique is RED stitches create the placement stitches and BLUE creates the tack-down stitches. Notice the red and blue sections in each of the Color Sequence Charts.

### Color Sequence:



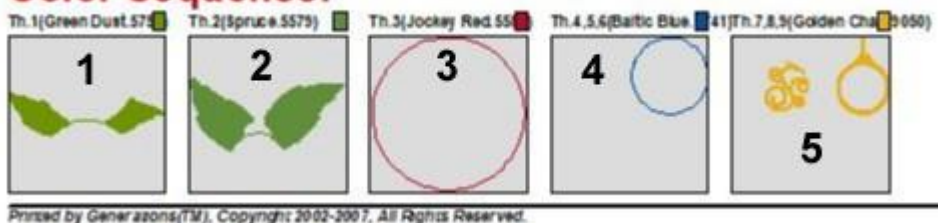
### Materials & Cutting Chart

Materials	Cut Size
Fabric for Ornament	1 cut at 3.5 x 3.5 inches
Heat-N-Bond Lite	1 cut at 3.5 x 3.5 inches
Threads-Choice of colors as indicated in the Color Sequence Chart.	

1. Cut the fabric for the ornament and the Heat-N-Bond Lite.
2. Fuse the Heat-N-Bond to the back of the ornament fabric.
3. Hoop fabric with tear-away stabilizer in a 4 x 4 inch embroidery hoop.
4. Attach to embroidery machine.
5. Transfer design to embroidery machine.
6. Sew #1 and #2 in the Color Sequence Chart. These stitches will create the leaves at the top of the ornament.
7. Sew #3 in the Color Sequence Chart. These stitches will create the placement stitches for the applique.
8. Remove hoop from machine and place the Heat-N-Bond, backed, fabric, with right side up, over the placement stitches. Tape in place-tape should be out of the stitching area.
9. Return hoop to machine and sew #4 in the Color Sequence Chart. These stitches will attach the ornament fabric.
10. Remove hoop from machine and carefully cut away excess fabric from around the ornament.
11. Return hoop to machine and sew #5 in the Color Sequence Chart. These stitches will complete the design.

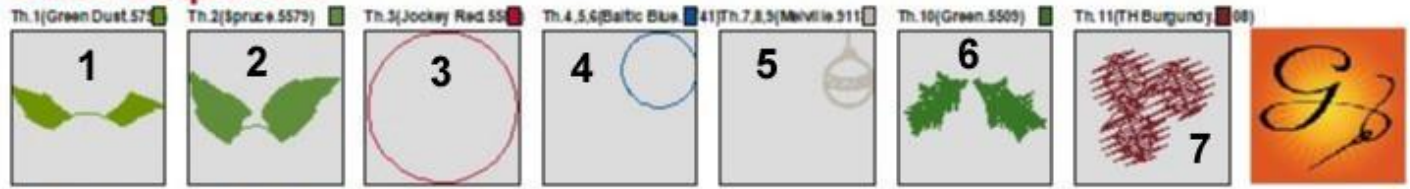
NLSEE1238

### Color Sequence:



NLSEE1239

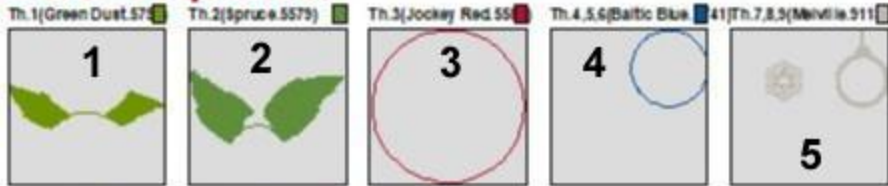
### Color Sequence:



Printed by Generations(TM), Copyright 2002-2007, All Rights Reserved.

NLSEE1240

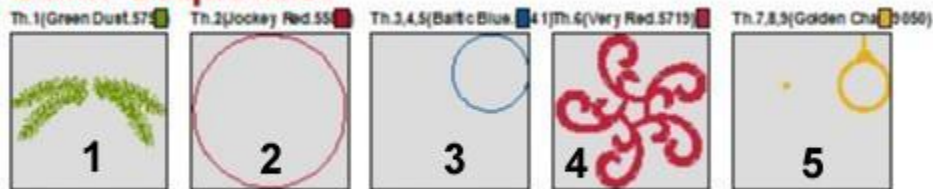
### Color Sequence:



Printed by Generations(TM), Copyright 2002-2007, All Rights Reserved.

NLSEE1241

### Color Sequence:



Printed by Generations(TM), Copyright 2002-2007, All Rights Reserved.

NLSEE1242

### Color Sequence:



Printed by Generations(TM), Copyright 2002-2007, All Rights Reserved.