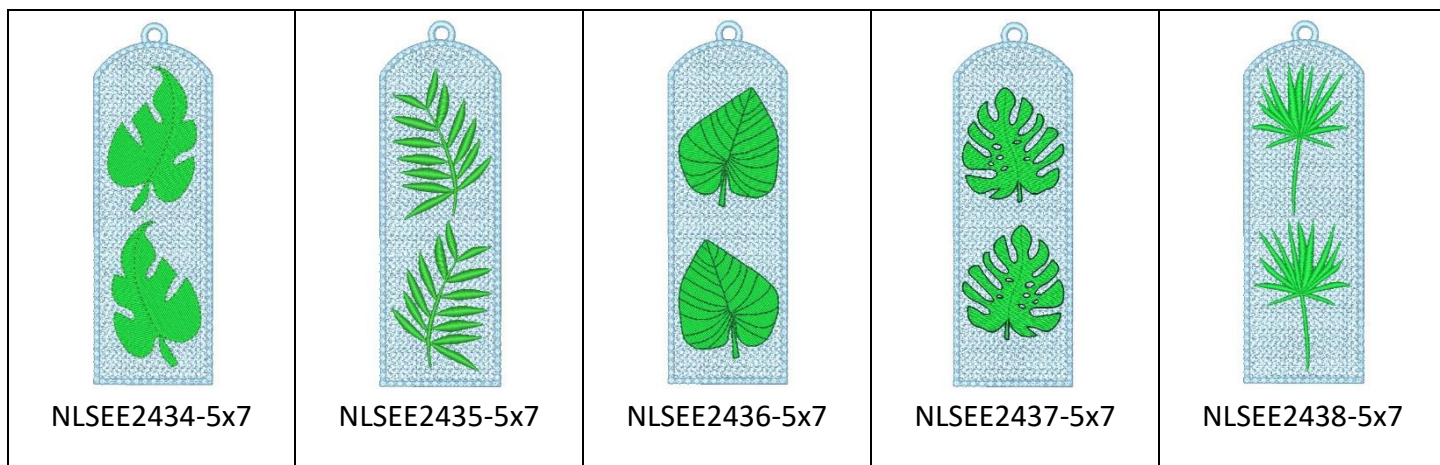


FSL-Tropical-Leaves-Bookmarks-5x7-CF-NLS

Instructions



NLSEE2434-5x7

NLSEE2435-5x7

NLSEE2436-5x7

NLSEE2437-5x7


NLSEE2438-5x7

These bookmarks are stitched on **two layers of water-soluble stabilizer**. When stitching the designs, it is important to use the same color thread in the **needle and bobbin**, as the bookmarks can be viewed from both sides. I stitched the background lace in white, but any color can be used, as long as the needle and bobbin thread match for each step in the Color Sequence Charts.

I have included the Color Sequence Charts for each of the bookmarks below.

Color Sequence:

Th. 1(Cameron Blue 89)Th. 2(Envantide Gre 147) 3(Emerald 5514)



Printed by Generations(TM), Copyright 2002-2007, All Rights Reserved.

NLSEE2434-5x7

Color Sequence:

Th. 1(Cameron Blue 89)Th. 2(Emerald 5514)




Printed by Generations(TM), Copyright 2002-2007, All Rights Reserved.

NLSEE2435-5x7

Color Sequence:

Th. 1(Cameron Blue 89)Th. 2(Envantide Gre 147) 3(Deep Green 55)




Printed by Generations(TM), Copyright 2002-2007, All Rights Reserved.

NLSEE2436-5x7

Color Sequence:

Th. 1(Cameron Blue 89)Th. 2(Envantide Gre 147) 3(Black 5596)



Printed by Generations(TM), Copyright 2002-2007, All Rights Reserved.

NLSEE2437-5x7

Color Sequence:

Th. 1(Cameron Blue 89)Th. 2(Envantide Gre 147)



Printed by Generations(TM), Copyright 2002-2007, All Rights Reserved.

NLSEE2438-5x7