

Guidelines for machine embroidery design Key Brooch




shvera.livemaster.ru


To make a brooch, embroider the design on a piece of felt. Follow the recommendations for embroidery design Dolphin brooch

Cut the design along the contour close to the stitches. Try not to touch the stitches. Cut the same piece of felt for the back of the brooch and a piece of cardboard about 1 mm smaller than the outline of the brooch.

Glue the cardboard to the back of the embroidery:



Fix the lock on the second piece of felt




Glue the second layer of felt



Sew two pieces of felt by hand along the contour. This can be done with a colorless thread or a decorative one. You can also add beads along the contour.





Enjoy the beautiful brooch!

