


Guidelines for embroidering design Brooch and Earrings FSL Forget-me-nots

Embroider Forget-me-nots FSL design on a dense water-soluble stabilizer. Use two layers if your stabilizer is not dense enough. The stabilizer should be well fixed in the Hoop.

1. Embroider the design on a water-soluble stabilizer; use the bottom thread of the same color as the top one.



2. Wash the water-soluble stabilizer.




3. Dry the parts.



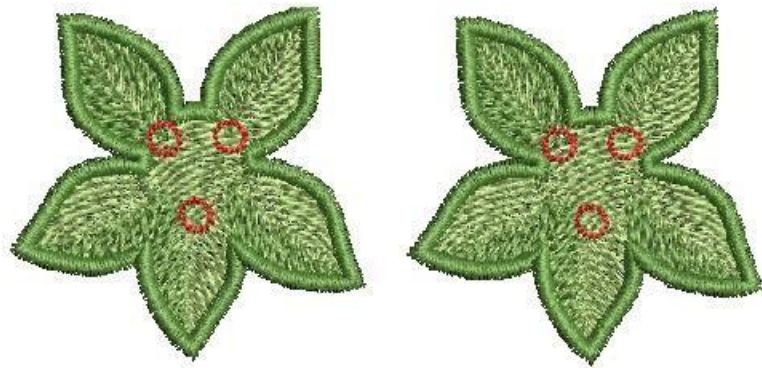


4. Alternately sew the flowers to the places indicated by the red circles. Additional leaves can be sewn to the places indicated by yellow if desired.











You can sew elements to your liking and the flight of imagination. You can also create other jewelry: a pendant, hairpin or a ring.

