






# Instructions for Stitching the FSL Creature Bookmarks

There are five designs in this set. Each is sewn in the same way on one layer of water-soluble stabilizer. Each time the needle thread is changed, the bobbin thread should be changed to the same color because the bookmark can be viewed from both sides.

1. Transfer the design to embroidery machine.
2. Hoop one layer of stabilizer in a 5x7 inch embroidery hoop and attach to machine.
3. Select thread colors you will use and wind bobbins to match each.
4. Follow the Color Chart Sequences found on pages 2 and 3 of these instructions.
5. When stitching is completed, remove bookmark from hoop and cut away excess stabilizer from around the bookmark. Leave ¼ inch to prevent cutting the satin borders.
6. Place bookmark in warm water for a short period of time just to remove most of the stabilizer, then blot excess water on paper towel. (You only want to remove the outside stabilizer, the remaining stabilizer will give structure to the bookmark as it dries.)
7. Place the bookmarks on a clean cloth (not terry towel) and fold to cover bookmarks. Place a book or other heavy object on top of the bookmarks to make sure they dry flat.

**Required materials: Threads of choice with matching bobbins and water-soluble stabilizer.**


 NLSEE1800-5x7	Design Filenames	 NLSEE1800-5x7
 NLSEE1800-5x7	 NLSEE1800-5x7	 NLSEE1800-5x7

# Color Sequence Charts:

## NLSEE1800-5x7-Butterflies

**Color Sequence:**

Th. 1 (Ice Ballet 9028) Th. 2 (Miami Artillery 70) Th. 3 (Dark Texas Orange 5763) Th. 4 (Complex Orange 9088) Th. 5 (Cocoa Murch 5 8) Th. 6 (Ice Ballet 9028)




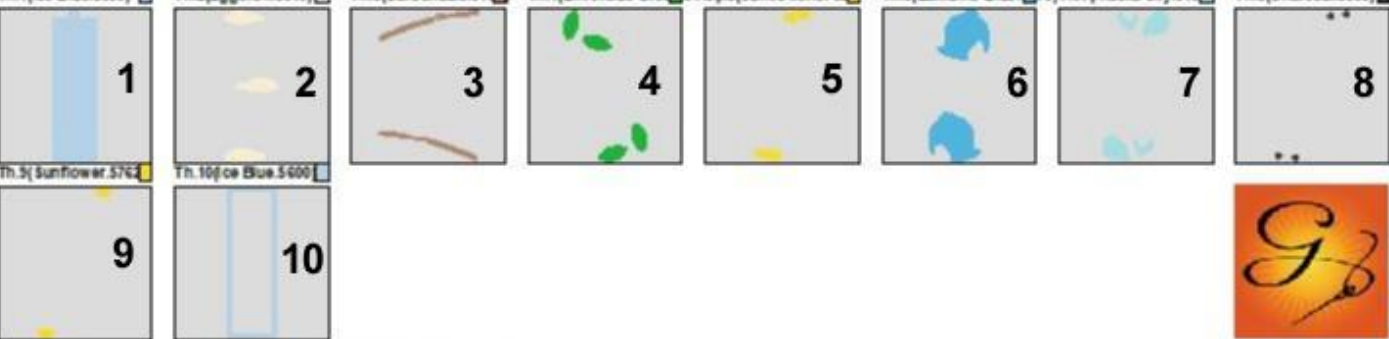
Printed by Generations(TM), Copyright 2002-2007, All Rights Reserved.

## NLSEE1801-5x7-Birds

**Color Sequence:**

Th. 1 (Ice Blue 5600) Th. 2 (Eggshell 5643) Th. 3 (Carbondale 51) Th. 4 (Enveride Green 5147) Th. 5 (Sunflower 5762) Th. 6 (Bambino Blue 79) Th. 7 (Alaska Sky 515) Th. 8 (Charcoal 5565)

Th. 9 (Sunflower 5762) Th. 10 (Ice Blue 5600)





Printed by Generations(TM), Copyright 2002-2007, All Rights Reserved.

## NLSEE1802-5x7-Sheep

**Color Sequence:**

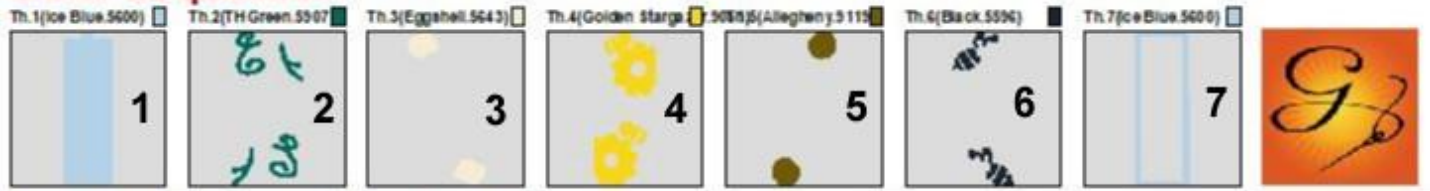
Th. 1 (Tealeaf 5106) Th. 2 (Spruce 5579) Th. 3 (Green Dust 57) Th. 4 (Exclusive Pink 74) Th. 5 (Charcoal 5565) Th. 6 (Eggshell 5643) Th. 7 (Tealeaf 5106)



Printed by Generations(TM), Copyright 2002-2007, All Rights Reserved.

# NLSEE1803-5x7-Bees & Flowers

## Color Sequence:



# NLSEE1804-5x7-Pandas

## Color Sequence:

