

Stuffed Egg Bunny - Machine Embroidery ITH Soft Toy Design in few sizes for hoop 5x7", 6x10", 8x10".



This toy can be made in the hoop in few sizes, depend of hoop size you have. Stuffy Toy is cute. It's adorable baby gift! You can use it as Easter decor as well.



These designs are included in the ZIP file:



AE_Stuffed Bunny_5x7
Stitches: 13463
Size: 5.08x6.36 "



AE_Stuffed Bunny_6x10
Stitches: 16091
Size: 5.87x7.35 "



AE_Stuffed Bunny_7x10
Stitches: 19287
Size: 6.81x8.54 "



AE_Stuffed Bunny_8x10
Stitches: 24022
Size: 7.83x9.82 "

Stuffed Egg Bunny
Machine Embroidery Design



Stuffed Toy Instruction

Materials needed:

- machine embroidery soft toy design and notions
- Minky, soft-n-comfy or fleece fabric
- Medium weight tear-away stabilizer

1. Put the stabilizer on the hoop with fabric or float 1st layer fabric (toy's front) looking face up to the stabilizer in the hoop and secure it on stabilizer.



2. Stitch out all the details according to the design up to the last color.



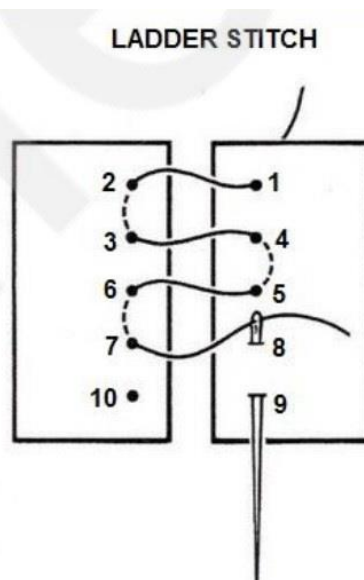
- Put the 2nd layer of the fabric face side to the bottom (for a toy back side) over toy's body and stitch the line (the last color in Colors chart).



- Remove all from hoop and tear away excess stabilizer. Trim excess fabric along the contour of the body. For your convenience, leave bigger seam allowance around slot for stuffing. Make a small cut on the sharp corners.



5. Turn toy out, put the filling and close the hole by hand in the ladder stitches.



The .zip file includes:

- machine embroidery design in few sizes for hoop 5x7", 6x10", 8x10"
- Info file with Color Charts and illustrations of possible design usage

AE_Stuffed Bunny_5x7

Size: 5.08x6.36 " (129.0x161.6 mm)

Stitches: 13463

AE_Stuffed Bunny_6x10

Size: 5.87x7.35 " (149.0x186.7 mm)

Stitches: 16091

AE_Stuffed Bunny_7x10

Size: 6.81x8.54 " (173.0x217.0 mm)

Stitches: 19287

AE_Stuffed Bunny_8x10

Size: 7.83x9.82 " (199.0x249.4 mm)

Stitches: 24022

6 colors, 7 thread changes

Formats: DST, JEF, EXP, HUS, PES, VP3, XXX

If needed the design can be converted to other formats using embroidery format converter or embroidery software.








See more designs www.ArtEmbroidery.ca or www.etsy.com/shop/ArtEmbroideryDesigns

File: AE_Stuffed Bunny_5x7.vp3 (Pfaff)


Stitches: 13463
 Size: 5.08 x 6.36 " (129.0 x 161.6 mm)
 Begin: 2.54, 3.18 "
 End: 0.19, 2.14 "
 Start needle: 1
 Colors: 6/7 , Stops: 6



ArtEmbroidery.ca

Thread	Consumption	Name	Floriani's Polyester	Isacord Polyester	Madeira Polyneon	Robison-Anton Rayon
1  1 (1/2)	1.6% (3.0 ft, 248 st.)	Moss Green	232	5513	1701	2214
2  2	30.5% (57.9 ft, 4817 st.)	Red	192	1312	1821	2472
3  3	2.5% (4.8 ft, 333 st.)	Pink	125	2530	1921	2415
4  4	10.2% (19.4 ft, 1148 st.)	Black	900	0020	1589	2296
5  5	14.7% (28.0 ft, 2037 st.)	Prussian Blue	K38	3353	1566	2429
6  6	36.6% (69.5 ft, 4248 st.)	Light Blue	291	4220	1892	2518
7  1 (2/2)	3.9% (7.4 ft, 632 st.)	Moss Green	232	5513	1701	2214

Upper thread 190.0 ft
 Bobbin 63.3 ft










Scale 1:1

File: AE Stuffed Bunny_6x10.vp3 (Pfaff)


Stitches: 16091
 Size: 5.87 x 7.35 " (149.0 x 186.7 mm)
 Begin: 2.93, 3.67 "
 End: 0.22, 2.47 "
 Start needle: 1
 Colors: 6/7 , Stops: 6



ArtEmbroidery.ca

Thread	Consumption	Name	Floriani's Polyester	Isacord Polyester	Madeira Polyneon	Robison-Anton Rayon
1  1 (1/2)	1.4% (3.5 ft, 285 st.)	Moss Green	232	5513	1701	2214
2  2	30.6% (75.2 ft, 5920 st.)	Red	192	1312	1821	2472
3  3	2.6% (6.4 ft, 445 st.)	Pink	125	2530	1921	2415
4  4	10.3% (25.3 ft, 1318 st.)	Black	900	0020	1589	2296
5  5	14.9% (36.7 ft, 2508 st.)	Prussian Blue	K38	3353	1566	2429
6  6	36.8% (90.6 ft, 4889 st.)	Light Blue	291	4220	1892	2518
7  1 (2/2)	3.5% (8.5 ft, 726 st.)	Moss Green	232	5513	1701	2214

Upper thread 246.1 ft
 Bobbin 82.0 ft










Scale 1:2

File: AE Stuffed Bunny_7x10.vp3 (Pfaff)


Stitches: 19287
 Size: 6.81 x 8.54 " (173.0 x 217.0 mm)
 Begin: 3.41, 4.27 "
 End: 0.26, 2.87 "
 Start needle: 1
 Colors: 6/7 , Stops: 6



ArtEmbroidery.ca

Thread	Consumption	Name	Floriani's Polyester	Isacord Polyester	Madeira Polyneon	Robison-Anton Rayon
1  1 (1/2)	1.3% (4.0 ft, 329 st.)	Moss Green	232	5513	1701	2214
2  2	30.7% (98.9 ft, 7244 st.)	Red	192	1312	1821	2472
3  3	2.6% (8.4 ft, 576 st.)	Pink	125	2530	1921	2415
4  4	10.3% (33.2 ft, 1515 st.)	Black	900	0020	1589	2296
5  5	15.0% (48.4 ft, 3126 st.)	Prussian Blue	K38	3353	1566	2429
6  6	37.1% (119.8 ft, 5655 st.)	Light Blue	291	4220	1892	2518
7  1 (2/2)	3.1% (9.9 ft, 842 st.)	Moss Green	232	5513	1701	2214

Upper thread 322.7 ft
 Bobbin 107.6 ft










Scale 1:2

File: AE_Stuffed Bunny_8x10.vp3 (Pfaff)


Stitches: 24022
 Size: 7.83 x 9.82 " (199.0 x 249.4 mm)
 Begin: 3.92, 4.91 "
 End: 0.30, 3.30 "
 Start needle: 1
 Colors: 6/7 , Stops: 6



ArtEmbroidery.ca

Thread	Consumption	Name	Floriani's Polyester	Isacord Polyester	Madeira Polyneon	Robison-Anton Rayon
1  1 (1/2)	1.1% (4.6 ft, 381 st.)	Moss Green	232	5513	1701	2214
2  2	30.8% (128.8 ft, 8884 st.)	Red	192	1312	1821	2472
3  3	2.7% (11.2 ft, 758 st.)	Pink	125	2530	1921	2415
4  4	10.3% (43.1 ft, 1737 st.)	Black	900	0020	1589	2296
5  5	15.1% (63.2 ft, 3911 st.)	Prussian Blue	K38	3353	1566	2429
6  6	37.2% (155.6 ft, 7385 st.)	Light Blue	291	4220	1892	2518
7  1 (2/2)	2.7% (11.3 ft, 966 st.)	Moss Green	232	5513	1701	2214

Upper thread 417.9 ft
 Bobbin 139.3 ft



Scale 1:2

TERMS OF USE

By purchasing this design, you confirm that you agree to the term of use.

These digital designs, instructions and related digital files are copyrighted by ©ArtEmbroidery.

Buying ArtEmbroidery designs you are purchasing a license to use designs that remain the property of ArtEmbroidery.

ArtEmbroidery designs can be stitched out for personal items, gifts, and resale items. You can resize or modify the designs. However, if you use our original or resized/modified design(s) to stitch on item(s) for (re)sell, you are to credit ArtEmbroidery as following: "Embroidery Design by ArtEmbroidery "Embroidery Design credit to ArtEmbroidery" or provide a link to www.artembroidery.ca or Etsy shop www.etsy.com/shop/ArtEmbroideryDesigns . Failing to provide credit to ArtEmbroidery in case of commercial usage is copyright infringement.

By using these designs, you agree to indemnify ArtEmbroidery.ca from any liability that might arise from their use. In no event shall ArtEmbroidery.ca be liable for any consequential, incidental, indirect, or special damages, including without limitation loss of profits or data, damage(s), cost, expenses, penalties, losses (or related items) which may arise from the products' use.

It is prohibited to distribute, share, swap, or duplicate these designs in any way for non your own personal use.

If you publish an ArtEmbroidery photo(s) on social networks, the image should contain the original watermark.

© ArtEmbroidery.ca, 2024

If you have any questions, please do not hesitate to contact me directly.

	ArtEmbroidery website	www.ArtEmbroidery.ca
	Email	LiubovEmb@gmail.com
	ArtEmbroidery Lovers Group	www.facebook.com/groups/ArtEmbroideryLovers
	INSTAGRAM	www.instagram.com/liuba_art_embroidery
	PINTEREST	www.pinterest.com/znaky

Hope to see you again in my shop and community!

Liuba Tabunidze
ArtEmbroidery Designer