

Stuffed Hippo - Machine Embroidery ITH Soft Toy Design in few sizes for hoop 5x7", 6x10", 8x10".



This toy can be made in the hoop in few sizes, depend of hoop size you have. Stuffed Toy are cute. It's adorable baby gift!



These designs are included in the ZIP file:



AE_Stuffed Hippo_5x7
Stitches: 9456
Size: 5.08x6.83 "



AE_Stuffed Hippo_6x8
Stitches: 10262
Size: 5.49x7.39 "



AE_Stuffed Hippo_6x10
Stitches: 11991
Size: 6.26x8.43 "



AE_Stuffed Hippo_8x10
Stitches: 14986
Size: 7.57x10.20 "

Stuffed Hippo
Machine Embroidery Design



Stuffed Toy Instruction

Materials needed:

- machine embroidery soft toy design and notions

Stuffed Hippo

ArtEmbroidery.ca

- Minky, soft-n-comfy or fleece fabric
- Medium weight tear-away stabilizer

1. Put the stabilizer on the hoop with fabric or float 1st layer fabric (toy's front) looking face up to the stabilizer in the hoop and secure it on stabilizer.
2. Stitch out all the details according to the design up to the last color.



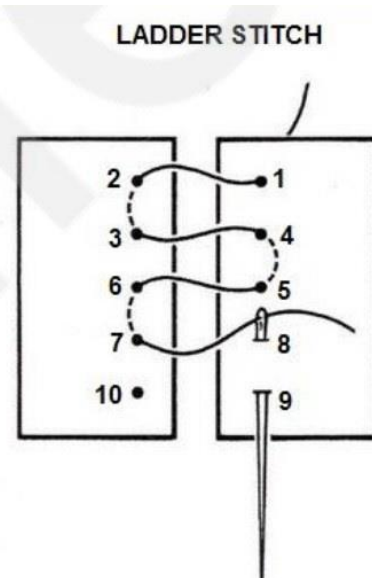
3. Put the 2nd layer of the fabric face side to the bottom (for a toy back side) over toy's body and stitch the line (the last color in Colors chart).



- Remove all from hoop and tear away excess stabilizer. Trim excess fabric along the contour of the body. For your convenience, leave bigger seam allowance around slot for stuffing. Make a small cut on the sharp corners.



- Turn toy out, put the filling and close the hole by hand in the ladder stitches.



Enjoy a new toy!



The .zip file includes:

- machine embroidery design in few sizes for hoop 5x7", 6x10", 8x10"
- Info file with Color Charts and illustrations of possible design usage

AE_Stuffed Hippo_5x7

Size: 5.08x6.83 " (129.0x173.6 mm)

Stitches: 9456

AE_Stuffed Hippo_6x8

Size: 5.49x7.39 " (139.4x187.8 mm)

Stitches: 10262

AE_Stuffed Hippo_6x10

Size: 6.26x8.43 " (159.0x214.0 mm)

Stitches: 11991

AE_Stuffed Hippo_8x10

Size: 7.57x10.20 " (192.4x259.0 mm)

Stitches: 14986

8 colors, 10 thread changes

Formats: DST, JEF, EXP, HUS, PES, VP3, XXX

If needed the design can be converted to other formats using embroidery format converter or embroidery software.











See more designs www.ArtEmbroidery.ca or www.etsy.com/shop/ArtEmbroideryDesigns

File: AE_Stuffed Hippo_5x7.vp3 (Pfaff)


Stitches: 9456
 Size: 5.08 x 6.83 " (129.0 x 173.6 mm)
 Begin: 2.54, 3.42 "
 End: 0.05, 1.18 "
 Start needle: 1
 Colors: 8/10 , Stops: 9



ArtEmbroidery.ca

Thread	Consumption	Name	Floriani's Polyester	Isacord Polyester	Madeira Polyneon	Robison-Anton Rayon
1 	1 2.2% (3.4 ft, 256 st.)	Moss Green	232	5513	1701	2214
2 	2 7.3% (11.6 ft, 888 st.)	Pink	125	2530	1921	2415
3 	3 (1/2) 1.6% (2.5 ft, 140 st.)	White	730	0015	1804	2574
4 	4 (1/2) 3.3% (5.3 ft, 456 st.)	Lavender	612	3820	1874	2383
5 	5 1.8% (2.8 ft, 172 st.)	Corn Flower	365	3210	1961	2619
6 	6 13.5% (21.4 ft, 1605 st.)	Black	900	0020	1589	2296
7 	3 (2/2) 0.4% (0.6 ft, 41 st.)	White	730	0015	1804	2574
8 	4 (2/2) 11.2% (17.7 ft, 1173 st.)	Lavender	612	3820	1874	2383
9 	7 53.4% (84.9 ft, 3925 st.)	Light Blue	291	4220	1892	2518
10 	8 5.5% (8.7 ft, 800 st.)	Red	192	1312	1821	2472

Upper thread 159.0 ft
 Bobbin 53.0 ft













Scale 1:2

File: AE_Stuffed Hippo_6x8.vp3 (Pfaff)

Stitches: 10262
 Size: 5.49 x 7.39 " (139.4 x 187.8 mm)
 Begin: 2.74, 3.70 "
 End: 0.05, 1.28 "
 Start needle: 1
 Colors: 8/10 , Stops: 9



ArtEmbroidery.ca

Thread	Consumption	Name	Floriani's Polyester	Isacord Polyester	Madeira Polyneon	Robison-Anton Rayon
1 	1 2.0% (3.7 ft, 276 st.)	Moss Green	232	5513	1701	2214
2 	2 7.3% (13.3 ft, 971 st.)	Pink	125	2530	1921	2415
3 	3 (1/2) 1.5% (2.8 ft, 147 st.)	White	730	0015	1804	2574
4 	4 (1/2) 3.3% (5.9 ft, 478 st.)	Lavender	612	3820	1874	2383
5 	5 1.8% (3.2 ft, 185 st.)	Corn Flower	365	3210	1961	2619
6 	6 13.4% (24.4 ft, 1728 st.)	Black	900	0020	1589	2296
7 	3 (2/2) 0.4% (0.7 ft, 41 st.)	White	730	0015	1804	2574
8 	4 (2/2) 11.3% (20.6 ft, 1329 st.)	Lavender	612	3820	1874	2383
9 	7 53.8% (97.7 ft, 4244 st.)	Light Blue	291	4220	1892	2518
10 	8 5.2% (9.4 ft, 863 st.)	Red	192	1312	1821	2472

Upper thread 181.6 ft
 Bobbin 60.5 ft













Scale 1:2

File: AE_Stuffed Hippo_6x10.vp3 (Pfaff)


Stitches: 11991
 Size: 6.26 x 8.43 " (159.0 x 214.0 mm)
 Begin: 3.13, 4.21 "
 End: 0.06, 1.46 "
 Start needle: 1
 Colors: 8/10 , Stops: 9



ArtEmbroidery.ca

Thread	Consumption	Name	Floriani's Polyester	Isacord Polyester	Madeira Polyneon	Robison-Anton Rayon
1 	1 1.8% (4.2 ft, 307 st.)	Moss Green	232	5513	1701	2214
2 	2 7.4% (16.9 ft, 1159 st.)	Pink	125	2530	1921	2415
3 	3 (1/2) 1.5% (3.4 ft, 164 st.)	White	730	0015	1804	2574
4 	4 (1/2) 3.2% (7.4 ft, 570 st.)	Lavender	612	3820	1874	2383
5 	5 1.8% (4.1 ft, 209 st.)	Corn Flower	365	3210	1961	2619
6 	6 13.3% (30.4 ft, 1958 st.)	Black	900	0020	1589	2296
7 	3 (2/2) 0.4% (0.8 ft, 47 st.)	White	730	0015	1804	2574
8 	4 (2/2) 11.8% (27.1 ft, 1701 st.)	Lavender	612	3820	1874	2383
9 	7 54.1% (123.8 ft, 4901 st.)	Light Blue	291	4220	1892	2518
10 	8 4.7% (10.7 ft, 975 st.)	Red	192	1312	1821	2472

Upper thread 228.9 ft
 Bobbin 76.3 ft













Scale 1:2

File: AE_Stuffed Hippo_8x10.vp3 (Pfaff)


Stitches: 14986
 Size: 7.57 x 10.20 " (192.4 x 259.0 mm)
 Begin: 3.79, 5.10 "
 End: 0.07, 1.76 "
 Start needle: 1
 Colors: 8/10 , Stops: 9



ArtEmbroidery.ca

Thread	Consumption	Name	Floriani's Polyester	Isacord Polyester	Madeira Polyneon	Robison-Anton Rayon
1 	1 1.6% (5.1 ft, 361 st.)	Moss Green	232	5513	1701	2214
2 	2 7.3% (23.5 ft, 1485 st.)	Pink	125	2530	1921	2415
3 	3 (1/2) 1.5% (4.7 ft, 200 st.)	White	730	0015	1804	2574
4 	4 (1/2) 3.3% (10.5 ft, 759 st.)	Lavender	612	3820	1874	2383
5 	5 1.8% (5.7 ft, 246 st.)	Corn Flower	365	3210	1961	2619
6 	6 13.1% (42.1 ft, 2357 st.)	Black	900	0020	1589	2296
7 	3 (2/2) 0.3% (1.0 ft, 52 st.)	White	730	0015	1804	2574
8 	4 (2/2) 12.1% (39.0 ft, 2346 st.)	Lavender	612	3820	1874	2383
9 	7 55.0% (177.0 ft, 6032 st.)	Light Blue	291	4220	1892	2518
10 	8 4.0% (12.9 ft, 1148 st.)	Red	192	1312	1821	2472

Upper thread 321.6 ft
 Bobbin 107.2 ft



Scale 1:2

TERMS OF USE

By purchasing this design, you confirm that you agree to the term of use.

These digital designs, instructions and related digital files are copyrighted by ©ArtEmbroidery.

Buying ArtEmbroidery designs you are purchasing a license to use designs that remain the property of ArtEmbroidery.

ArtEmbroidery designs can be stitched out for personal items, gifts, and resale items. You can resize or modify the designs. However, if you use our original or resized/modified design(s) to stitch on item(s) for (re)sell, you are to credit ArtEmbroidery as following: "Embroidery Design by ArtEmbroidery "Embroidery Design credit to ArtEmbroidery" or provide a link to www.artembroidery.ca or Etsy shop www.etsy.com/shop/ArtEmbroideryDesigns . Failing to provide credit to ArtEmbroidery in case of commercial usage is copyright infringement.

By using these designs, you agree to indemnify ArtEmbroidery.ca from any liability that might arise from their use. In no event shall ArtEmbroidery.ca be liable for any consequential, incidental, indirect, or special damages, including without limitation loss of profits or data, damage(s), cost, expenses, penalties, losses (or related items) which may arise from the products' use.

It is prohibited to distribute, share, swap, or duplicate these designs in any way for non your own personal use.

If you publish an ArtEmbroidery photo(s) on social networks, the image should contain the original watermark.

© ArtEmbroidery.ca, 2024

If you have any questions, please do not hesitate to contact me directly.

	ArtEmbroidery website	www.ArtEmbroidery.ca
	Email	LiubovEmb@gmail.com
	ArtEmbroidery Lovers Group	www.facebook.com/groups/ArtEmbroideryLovers
	INSTAGRAM	www.instagram.com/liuba_art_embroidery
	PINTEREST	www.pinterest.com/znaky

Hope to see you again in my shop and community!

Liuba Tabunidze
ArtEmbroidery Designer