

3D CERF APPLIC 16x26cm



This fact in a frame 16X26cm

You will have 2 steps

1-Ears and woods in a 13x18cm frame

2-The head in a 16x26 frame

Hardware:

I did with Minky

1 pieces of 16cm x 12cm high for the top of the face

1 piece 16 cm x 11cm high for the bottom of the face

2 pieces of 13.5cm x 9cm high for ears

2 pieces of 13 cm x 10cm high (here I put the same color because I did not have a dark brown minky)

Tearable support

Water-soluble support

FIRST STEP:

I start by making ears and I always work out of frame, you can take the temporary glue to help your

1 – Put your support in your frame 10x10cm. Follow the steps on the stepsheet, which is with your file in .PDF

Stop 1: the first seam must be done on the support to tell you where to put your fabric for the woods, be careful to hide this seam with your fabric.

2- Stop 2: sewing to determine where to put the fabric for the ears

3- Stop 3: sewing the fabric on your support for the woods

4- Stop 4: sewing the fabric on your ear support

HERE PUT YOUR WATER-SOLUBLE SUPPORT ON THE EARS

5- Stop 5: Embroidery of the inside of the ears

6- Stop 6: before doing this sewing, put your 2nd piece of fabric for the woods, place against place, do the sewing, this seam finishes your woods

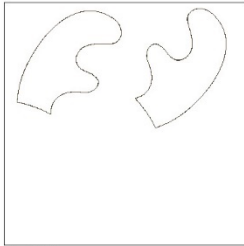
7- Stop 7: before doing this seam, remove your water-soluble support, put your 2nd piece of fabric for the ears, place against place, do the sewing, this seam ends your ears

Remove from the frame, remove the tearing support, remove excess fabric and return to the place.


Séquence de couleurs

Zoom : 0.50

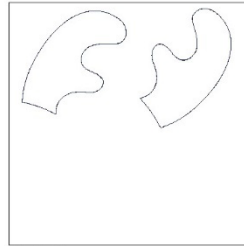
Hatch Embroidery Digitizer



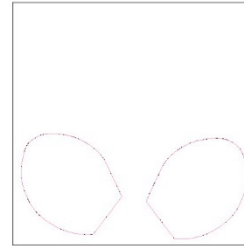
Arrêt: 1
Elément:
Code: 0945
Nom: Pine Bark
Nuancier: Isacord 40
Points de broderie: 189
Fil utilisé: 0.83m




Arrêt: 2
Elément:
Code: 0853
Nom: Pecan
Nuancier: Isacord 40
Points de broderie: 136
Fil utilisé: 0.65m




Arrêt: 3
Elément:
Code: 3645
Nom: Prussian Blue
Nuancier: Isacord 40
Points de broderie: 192
Fil utilisé: 0.82m




Arrêt: 4
Elément:
Code: 2560
Nom: Azalea Pink
Nuancier: Isacord 40
Points de broderie: 190
Fil utilisé: 0.76m



Arrêt: 5
Elément:
Code: 1760
Nom: Twine
Nuancier: Isacord 40
Points de broderie: 2 920
Fil utilisé: 17.61m



Arrêt: 6
Elément:
Code: 4230
Nom: Aqua
Nuancier: Isacord 40
Points de broderie: 485
Fil utilisé: 2.09m



Arrêt: 7
Elément:
Code: 0945
Nom: Pine Bark
Nuancier: Isacord 40
Points de broderie: 386
Fil utilisé: 1.68m





THE HEAD:

Put your tearable support, I work out of frame with temporary glue, once my support in the frame, I fix my fabric on the support and not in the frame
 From here you work on your fabric and not on the support

- 1-STOP 1: Sewing to tell you where to put the first ear
- 2- Stop 2: Seam of your left ear on the fabric
- 3- Stop 3: Sewing to tell you where to put the first wood
- 4-Stop 4: Sewing your left wood
- 5- Stop 5 to 8: As for the ear and the bottom left but on the right, here you start with the wood before the ear.
- 6-Stop of 9: Seam the contour of the head to indicate the total size of the head.
- 7-Stop 10: Sewing the contour of the upper face

Séquence de couleurs

Zoom : 0.48


Hatch Embroidery Digitizer




Arrêt: 1
 Élément:
 Code: 1903
 Nom: Lipstick
 Nuancier: Hatch Default
 Points de broderie: 20
 Fil utilisé: 0.10m




Arrêt: 2
 Élément:
 Code: 0311
 Nom: Canary
 Nuancier: Isacord 40
 Points de broderie: 32
 Fil utilisé: 0.15m




Arrêt: 3
 Élément:
 Code: 4010
 Nom: Caribbean Blue
 Nuancier: Hatch Default
 Points de broderie: 18
 Fil utilisé: 0.07m



Arrêt: 4
 Élément:
 Code: 4240
 Nom: Spearmint
 Nuancier: Isacord 40
 Points de broderie: 28
 Fil utilisé: 0.13m




Arrêt: 5
 Élément:
 Code: 1903
 Nom: Lipstick
 Nuancier: Hatch Default
 Points de broderie: 19
 Fil utilisé: 0.07m



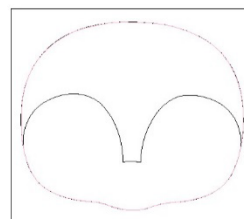
Arrêt: 6
 Élément:
 Code: 4220
 Nom: Island Green
 Nuancier: Isacord 40
 Points de broderie: 25
 Fil utilisé: 0.12m



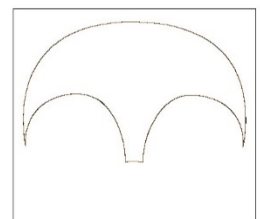
Arrêt: 7
 Élément:
 Code: 4010
 Nom: Caribbean Blue
 Nuancier: Hatch Default
 Points de broderie: 18
 Fil utilisé: 0.08m



Arrêt: 8
 Élément:
 Code: 0945
 Nom: Pine Bark
 Nuancier: Isacord 40
 Points de broderie: 36
 Fil utilisé: 0.16m



Arrêt: 9
 Élément:
 Code: 2560
 Nom: Azalea Pink
 Nuancier: Isacord 40
 Points de broderie: 141
 Fil utilisé: 0.71m



Arrêt: 10
 Élément:
 Code: 1876
 Nom: Chocolate
 Nuancier: Hatch Default
 Points de broderie: 147
 Fil utilisé: 0.77m

- 8- Stop 11: Seam the top of the face on your fabric, remove excess fabric before moving to stop 12
- 9- Stop 12: Bumblebee outline for the top of the face, put your beige or white fabric on the bottom of the face before sewing the stop 13
- 10- Stop 13: Seam the bottom of the face on your fabric, remove excess fabric after your seam
- 11- Stop from 14 to 20: embroidery
- 9- Stop 9 to 15, embroidery and bumblebee outline

Séquence de couleurs

Zoom : 0.48

Hatch Embroidery Digitizer

<p>Arrêt: 11 Elément: Code: 0853 Nom: Pecan Nuancier: Isacord 40 Points de broderie: 443 Fil utilisé: 2.32m</p>	<p>Arrêt: 12 Elément: Code: 0945 Nom: Pine Bark Nuancier: Isacord 40 Points de broderie: 1 183 Fil utilisé: 7.78m</p>	<p>Arrêt: 13 Elément: Code: 4220 Nom: Island Green Nuancier: Isacord 40 Points de broderie: 404 Fil utilisé: 2.03m</p>	<p>Arrêt: 14 Elément: Code: 1760 Nom: Twine Nuancier: Isacord 40 Points de broderie: 3 577 Fil utilisé: 20.12m</p>	<p>Arrêt: 15 Elément: Code: 0945 Nom: Pine Bark Nuancier: Isacord 40 Points de broderie: 370 Fil utilisé: 1.76m</p>
<p>Arrêt: 16 Elément: Code: 0015 Nom: White Nuancier: Isacord 30 Points de broderie: 1 684 Fil utilisé: 8.13m</p>	<p>Arrêt: 17 Elément: Code: 0853 Nom: Pecan Nuancier: Isacord 40 Points de broderie: 1 862 Fil utilisé: 9.28m</p>	<p>Arrêt: 18 Elément: Code: 2560 Nom: Azalea Pink Nuancier: Isacord 40 Points de broderie: 497 Fil utilisé: 2.40m</p>	<p>Arrêt: 19 Elément: Code: 0020 Nom: Black Nuancier: Isacord 40 Points de broderie: 3 879 Fil utilisé: 19.47m</p>	<p>Arrêt: 20 Elément: Code: 0015 Nom: White Nuancier: Isacord 30 Points de broderie: 439 Fil utilisé: 1.78m</p>





PLAY WELL