



## DECORATION FOR PUMPKIN KITCHEN UTENSIL

### Materials

8 pieces of basic felt of 11x11cm

4 pieces of cotton 11x11cm orange

4 pieces of fleece 11x11cm

4 pieces of black felt 11x11cm

Small piece of brown felt for the tail of the pumpkin

Some pieces of felt or black cotton for the eyes, nose and mouth

Here I tell you the instruction for 1 pumpkin because they are made in the same way



The first seam is done on your support to tell you the location of your fleece



Put on your fleece



This seam will hold your fleece on your support



Cut off excess fleece



Put a piece of felt on the fleece, taking care to hide all the fleece well




this seam will hold your felt on your support




This seam tells you the location of the pumpkin tail




Put your little piece of brown felt on the seam of the tail




this seam will sew your brown felt on the white felt



Cut the excess all the way



Make the bumblebee point on the tail of the pumpkin



Put on your orange fabric to cover your pumpkin



Sewing to hold your fabric on your felt and sewing from inside the pumpkin



Cut out excess fabric



Make the bumblebee stitches as well as the black embroidery stitches



Put on your piece of black felt to cover the eyes, nose and mouth



This seam will hold your black felt on your fabric



Cut off the excess felt all around



Embroidery stitches and bumblebee stitches



Put your 2<sup>nd</sup> piece of white felt on the back of your work (back of your frame) hold well in place



Seam of 2 buttonholes and seam in white to join your white felt from the top to that of the bottom



Cut the excess fabric all around, taking care not to cut your white seam.

Open the 2 buttonholes and insert your utensils

You should have this on the back of your job.

If you resize or modify this design in any way, I can't guarantee a quality point.

©Copyright 2022 by Broderie D'Zhiboux.

You can sell the items made with these embroideries but you can NOT share, copy, exchange or resell this file in part or in whole in any format.

The resale of this digital design is against the law.