

Coin Wallet for hoop 5x7

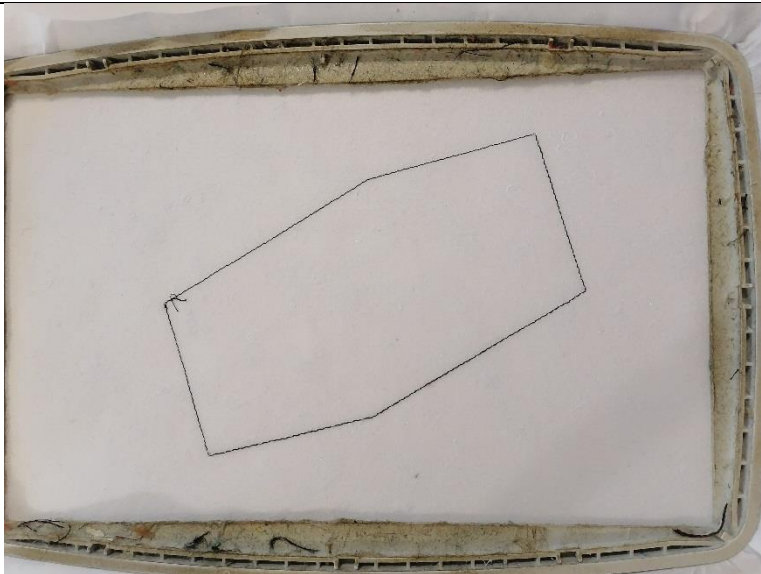
<https://youtu.be/Q4H2houXvrc>

Recommended fabrics.

The choice of fabric depends on your preferences.

I use eco-leather and vinyl leather with a thickness of 0.6-0.85 mm. If the skin is very thin, it should be glued with a thin dublerin.

The filler – rubber foam with a thickness of 5 mm or polyester batting 80 or 100.



Hoop tearaway or water-soluble stabilizer.
Stitch Color 1 - the placement line for design



Put polyester batting.



Stitch Color 2


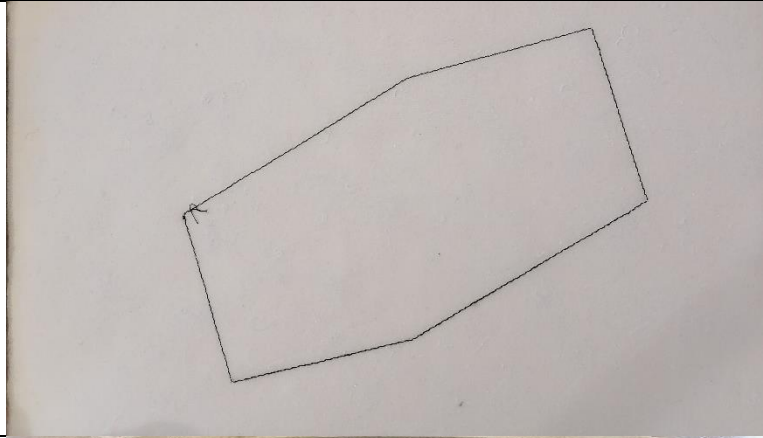


Cut off the excess the polyester batting around near stitch.
I recommend cutting the polyester batting at this stage to avoid thick seams.



Put the main fabric face up.

Turn the hoop over so the wrong side is up.



Put the main fabric face up.



Stitch Color 3
Stitch Color 4 - the placement line for buttons



Remove the stabilizer



Trim to about the seams 2-3 mm




Put the buttons as in the photo.





Fold in the middle

To button



Also in my store

