


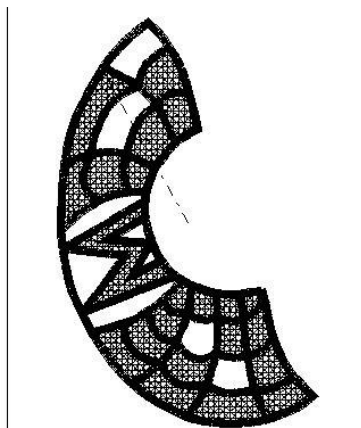

Witches Hat

3-D FSL

By Rhonda



Stitch out the designs using your preferred stabilizer for Freestanding Lace.





After washing out stablizer and
and drying flat. Fold in half and
hand stitch the top of hat closed



Hand stitch the 2 edges
together as
indicated by arrows



Stitch the top to the rim of the
hat. Embelish as desired